

SERVING YOU
SINCE 1998

ALTON[®]
SUSTAINABLE FENCING SOLUTIONS

الطن[®]

حل المبارزة المستدامة

SECURE & ECO-FRIENDLY

FENCE / FENCING PRODUCTS

- FENCE
- ADVERTISING
- PREFAB HOUSE
- BLOCKS
- STEEL IND.

**DUBAI
SHARJAH
ABU DHABI
UAQ**

**RIYADH
NEOM
HONGKONG
LONDON
MANCHESTER**

BROCHURE

www.altonfence.com
www.altonfence.sa



Location



www.altonfence.com



Company Profile



**DURABLE,
ECO-FRIENDLY
FENCE &
FENCING
PRODUCTS**

ALTON[®]
SUSTAINABLE FENCING SOLUTIONS

TABLE OF CONTENTS

INTRODUCTION	04
OUR MISSION	05
FENCING	07
PANELS	12
METAL BARRIERS	23
CAR PARK SHADE	24
FENCE ACCESSORIES	25
STEEL GATES	27
RCC / PCC BLOCKS	29
ADVERTISING	30
PORTACABIN	32




DUBAI
SHARJAH
ABU DHABI
UAQ
RIYADH
NEOM
MANCHESTER
LONDON
HONGKONG

CEO'S STATEMENT



“We strive hard to meet the expectations of our valued customers, we guarantee to give the **quality products in the best competitive prices and we truly value your highest satisfaction.**”

MOHAMMED ANIS
CEO



FENCE • ADVERTISING • PREFAB HOUSE •
RCC BLOCKS • STEEL IND.

OUR MISSION

Our mission is to provide creative and quality products to our valued clients and to meet their highest satisfaction level is our motto.

A history of experience and traditional values combined with cutting edge technologies, innovative style of service and trustworthy delivery, ensure our reputation as dedicated leader in the field.



QUALITY

As a result of good intention, sincere efforts, right direction and proper / skillful execution, we present a wise choice of many alternatives.



ICV CERTIFICATION

We are an ICV certified Supplier / Contractor. Our customers can be ensured validity and accuracy of the information provided by their supplier in terms of ICV Contribution.



ABOUT ALTON® GROUP

ALTON® Group is one of the most popular & trusted names in the Construction industry for Fencing, Steel Fabrication, Concrete Blocks, Fence Branding, Construction signages and Advertising, since our journey started in the year 1998 from Middle East.

Our products are manufactured in the strategically located / purpose-built factories in four different cities of United Arab Emirates, Dubai, Abu Dhabi, Sharjah and Umm Al Quwain. We distribute globally to a host of countries. Our factory and products are accredited to ISO 9001:2015 standards and we are registered as an ICV certified Supplier.

WE OFFER THE BEST TO OUR CUSTOMERS IN TERMS OF QUALITY AND EXCELLENCE.

WE DEAL WITH THE BEST QUALITY SUPPLIERS FROM ALL AROUND THE WORLD.

Our niche is going the extra mile, solving the fencing problems that others ignore. In recent years, we have done that for some of the most prestigious and high-profile projects.

Over the past few years, the business has been well developed and flourished in the GCC market and has made a great success in meeting customer satisfaction.

Our services have recently expanded into the new markets, specifically the United Kingdom through London and Manchester and the Kingdom of Saudi Arabia through Neom and Riyadh.

Our Contracting division, **Alton Fencing & Steel Trading LLC** is a company (Head Office based in Dubai), specialized in Fencing projects.

The name stands for the **best contractor** for Metal fencing, Barbed Wire Contracting & Trading, Steel Structure Signs, Construction Fencing & Billboards, Chain Link Fencing, Heras Fencing, Metal/ Police Barriers, PVC Eco Fencing or Hoardings, Parking or Sun Shades with Branding, RTA / Welded Mesh Fencing, Anti-climb Fencing, Flag Poles, Steel Gates and many more.

We offer a complete turn-key solution for any fencing project; ranging from initial site survey to supply and installation including concrete foundation.

Both our standard and bespoke systems are in high quality and are widely used by corporate, residential and local authority sectors in different parts of the world.



GI / ALUMINIUM PANEL FENCE

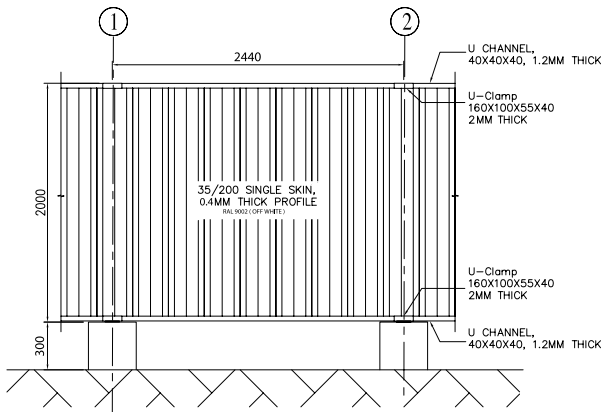
Panel fence with corrugated sheets is widely used for construction projects as temporary site hoarding. We fabricate and supply color powder coated gi corrugated sheet fences, pole support structure with standard / customized concrete base and all required and fitting accessories at desired project site.



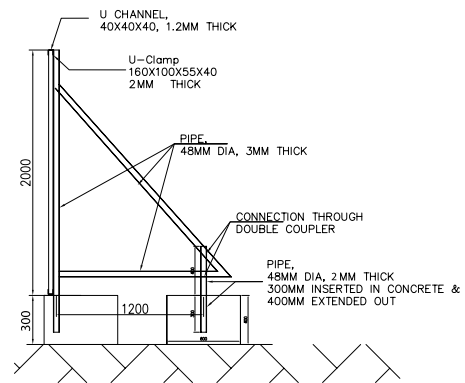
* change in size / color available on client request

GI FENCE PANEL TYPE FOR PROJECT

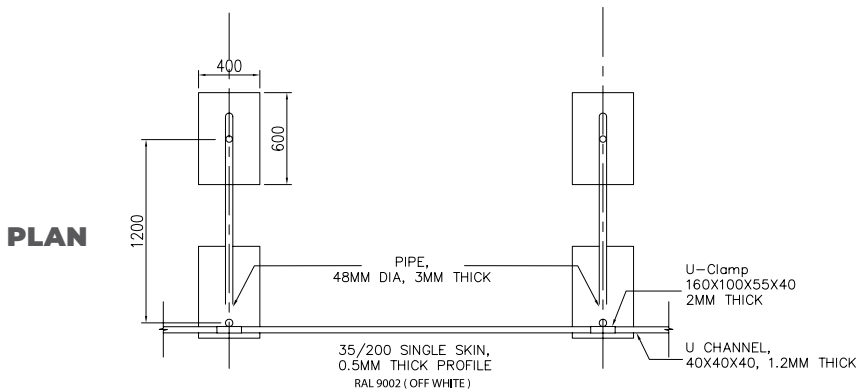
Fabrication & supply of GI Fencing	
Fence will be .30 mm corrugated profile sheet-	35/200
Pipe will be 42 mm OD G.I	1.0 mm (T)
U Channel	40x40x40mm- 1.0 mm (T)
Fence color off white	(Ral 9002)
(1) Clamp	G.I Standard
Support Pipe (L)	170cm
Fence (H) 2mtr.x2.18(W)-	clamp to clamp



ELEVATION



SECTION



PLAN

Our steel fence is also available in many colors and thickness, as per project requirement.



CONTINUOUS FENCE

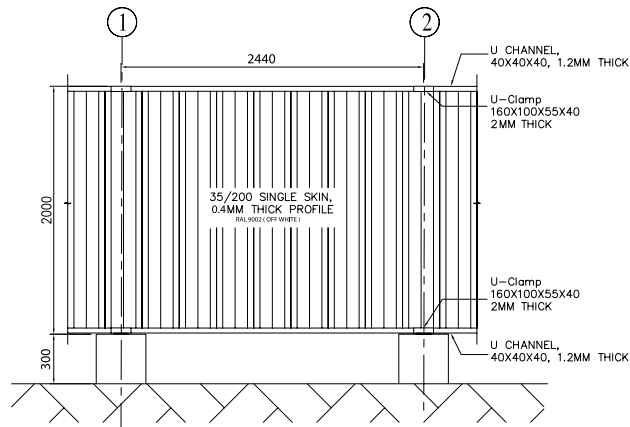
Continuous Steel fence made with Corrugated Sheets is widely used for Construction projects as site hoarding with or without branding. We fabricate and supply color powder coated GI corrugated sheet fences, pole support structure with standard / customized concrete base and all required and fitting accessories at desired project site. Our Steel hoarding is also available in many colors and thickness, as per project requirement.



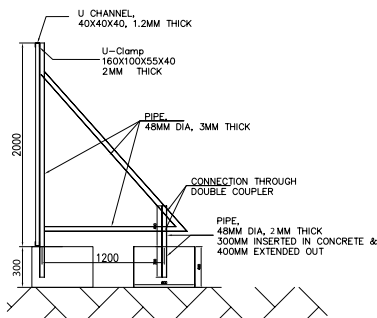
* change in size / color available on client request

CONTINUOUS STEEL FENCE FOR PROJECT

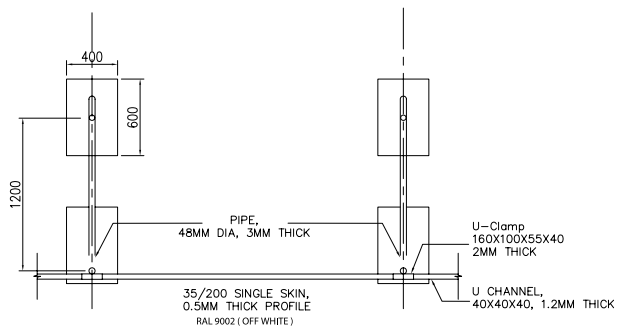
Fabrication & supply of CONTINUOUS STEEL FENCE	
Fence	.40mm corrugated profile sheet.
Pipe	42 mm OD G.I- 2 mm (T) front and back
U Channel	40x40x40mm- 1.2mm (T)
Fence color Off white	(Ral 9002)
Clamp & Coupler	G.I Standard
back Support Pipe (L)	2 mtr & 1.20 mtr
Fence 2.00 meter Height & from ground 2.10 mtr	



ELEVATION



TYP. SECTION



PLAN



WELDED MESH FENCE

Welded mesh is an electric fusion welded prefabricated joined grid consisting of a series of parallel longitudinal wires with accurate spacing welded to cross wires at the required spacing.

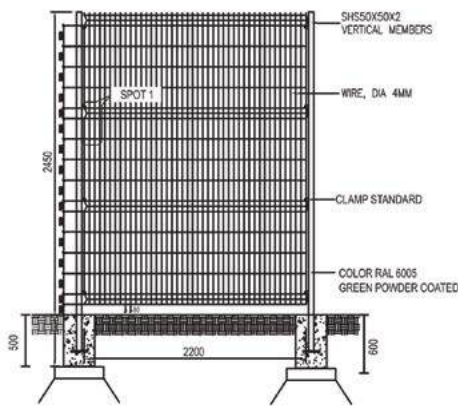


* change in size / color available on client request

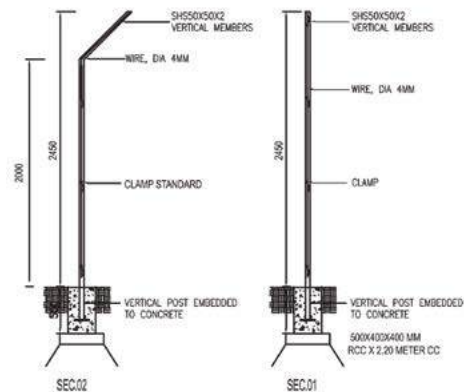
STANDARD WELDED MESH FENCE FOR PROJECT

Fabrication & supply of Welded Mesh Fence	
Size	2200mm(W) X 2000mm(H)
Hole size	50 X 200mm
Wire Dia.	4mm (After coated)
Post	50 X 50 X 2mm(T) X 2500mm(H), with underground 500mm
Surface	Galvanized + Green powder coated

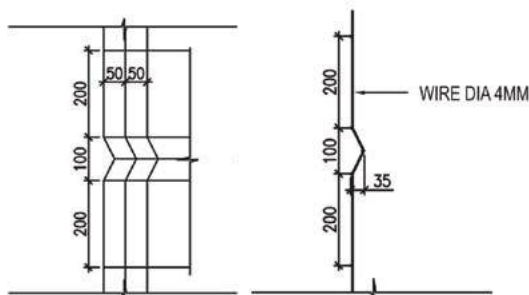
We are among top names in the industry for supplying welded wire mesh, which is widely used in commercial and residential projects.



ELEVATION



SECTION



DETAILS

It is widely used in garden and play grounds and segmentation of large areas. Our product range is wide and comprehensive for meeting with diverse requirements of the clients and we can do supply and installation of all types of welded mesh fence with rcc blocks.



RTA / DECO FENCE

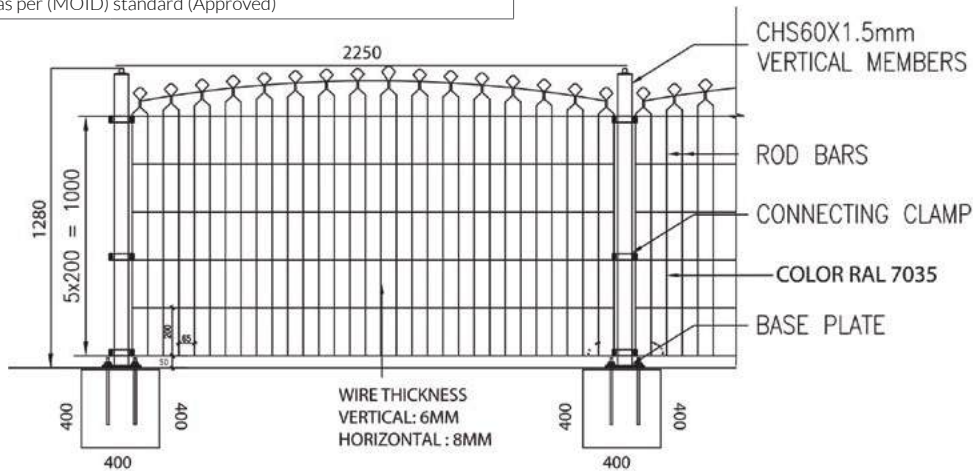
DECO / RTA fence is a complete decorative welded fencing solution developed for design-oriented and rigid fencing solutions especially for long roads. It comes with a strong double horizontal wire system, tubular vertical posts with round cap and a beautiful ornamental curve design on top. It is all time favorite choice for commercial road projects as well as residential villa gardens in middle east.



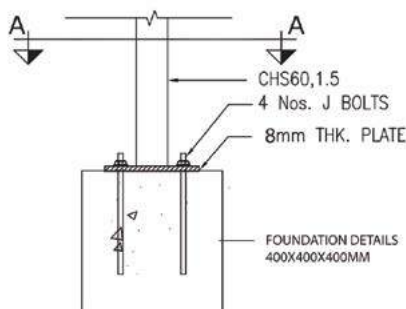
RTA / DECO FENCE FOR PROJECT (1280mm/1.920mm Height)

Fabrication & supply of Deco Fencing	
Fence will be panel size	2120mm (w) x 1280mm/1.920mm (h)
Wire Dia	Horizontal 8mm, Vertical 6mm
Hole Size	65 x 200mm
Post	1280mm, 60 x 1.5mm (T)
Surface	Galvanized + Grey Powder Coating(RAL 7035)
Post	(3 clips, 1 welded floor plate 8mm thick, 1 water proof cap.
All material as per (MOID) standard (Approved)	

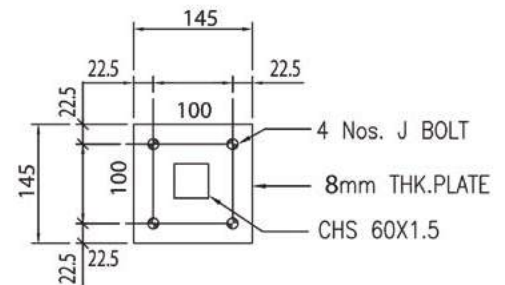
WE ARE ONE OF THE LARGEST SUPPLIERS FOR RTA / DECO FENCE IN MIDDLE EAST.



ELEVATION



SECTION



DETAILS

DECO SOLAR LIGHT FENCE

DECO ALUMINUM POST (100x120 mm) has been designed together with its base plate to perform maximum strength. The panels are fixed to post free of accessories. Vertical channels at front and rear allow to house LED strips which illuminate with solar cap. Slots are at every 50mm and each post is covered with either a plastic cap or solar cap.


SOLAR CAP

Alton is the first company in the world which designed solar cap for a fence post. Easy fixation because of no wiring. Made out of polycarbon to show anti-vandal features. Maximum illumination with minimum energy consumption. IP65 protection class certificated



* change in size / color available on client request

SUITABLE PANELS



Decorative Panels



Security Panels



Razor Panels

Panel heights	630 mm	830 mm	1030 mm	1230 mm	1430 mm	1530 mm	1730 mm	1930 mm	2030 mm	2230 mm	2430 mm
Post length at concrete surface	670 mm	870 mm	1070 mm	1270 mm	1470 mm	1570 mm	1770 mm	1970 mm	2070 mm	2270 mm	2470 mm
Post length at soil surface	1070 mm	1270 mm	1470 mm	1670 mm	1970 mm	2070 mm	2270 mm	2470 mm	2570 mm	2770 mm	2970 mm

ACCESSORIES

Cast Aluminium Base Plate

Custom-designed heavy duty base plate made out of aluminium

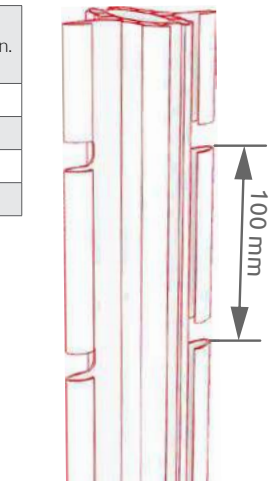
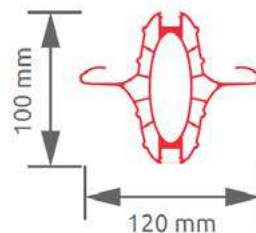


Plastic Cap

Custom designed, easy fixed, aesthetic plastic cap



Coating	High adherence Polyester coated (min.80µm) or Thermoplastic coated (min. 150µm) on top of Aluminum surface
Post Section	100 x 120 mm
Fixation	Slots at 100 mm intervals
Material Type	6000 series aluminium
I/V	15,75 cm3



PANELS

Construction panels are specialized elements used in building and architectural projects to serve distinct purposes. These panels come in various materials, designs, and sizes, tailored to meet specific needs. They are employed in diverse applications, including security and aesthetics.



Panels contribute to the functional and visual aspects of construction projects, ensuring safety, security, and an engaging environment.

* change in size / color available on client request



DECORATIVE PANEL



Normative Standards	Finish	Colour	Mesh Sizes*	H/ Panel Heights	Number of Folds	Wire Thickness*	Panel Width*
<i>Wire norm</i> TSE-EN-10218-2 <i>Galvanization norm</i> 10244-2 Class D (50gr Zn/m ²) <i>Welded Mesh Panel norm</i> TSE-EN-10223-7 <i>Tensile Strength</i> 450-650N/mm ²	NANO coating on Galvanised steel wire to ensure high adhesion and as final layer either electrostatic polyester powder coating (min. 80 µm) or thermoplastic coating (min. 150 µm)	 RAL 6005 (standard)	65 x 200 mm	1,08 m	2	Vertical Ø 6,00mm Ø 4,50mm	2,50 meter 2,00 meter
		 Available at any RAL colour		1,28 m		Horizontal Ø 8,00mm Ø 5,00mm	
		1,48 m		Pattern Ø 6,00mm Ø 4,50mm			
		1,68 m					
1,88 m							

RAZOR PANEL



Normative Standards	Finish	Colour	Mesh Sizes*	H/ Panel Heights	Number of Folds	Wire Thickness*	Panel Width*
<i>Wire norm</i> TSE-EN-10218-2 <i>Galvanization norm</i> 10244-2 Class D (50gr Zn/m ²) <i>Welded Mesh Panel norm</i> TSE-EN-10223-7 <i>Tensile Strength</i> 450-650N/mm ²	NANO coating on Galvanised steel wire to ensure high adhesion and as final layer either electrostatic polyester powder coating (min. 80 µm) or thermoplastic coating (min. 150 µm)	 RAL 6005 (standard)	55 x 200 mm	1,03 m	2	Ø4,50mm Ø5,00mm	2,50 meter 3,00 meter
		 Available at any RAL colour		1,23 m	2		
				1,43 m	2		
				1,73 m	3		
				1,93 m	3		
				2,03 m	4		
2,23 m	4						
2,43 m	4						



CHAIN LINK MESH FENCE

A chain link fence (wire netting, wire mesh fence or diamond mesh fence) is a type of woven fence usually made from galvanized or PVC coated steel wire. It is the most popular fence in Middle east for a boundary fence to secure and protect any premise especially in farms and deserts.

Chain Link Fence with double Crank



Chain Link Fence with ShadeNet & Crank



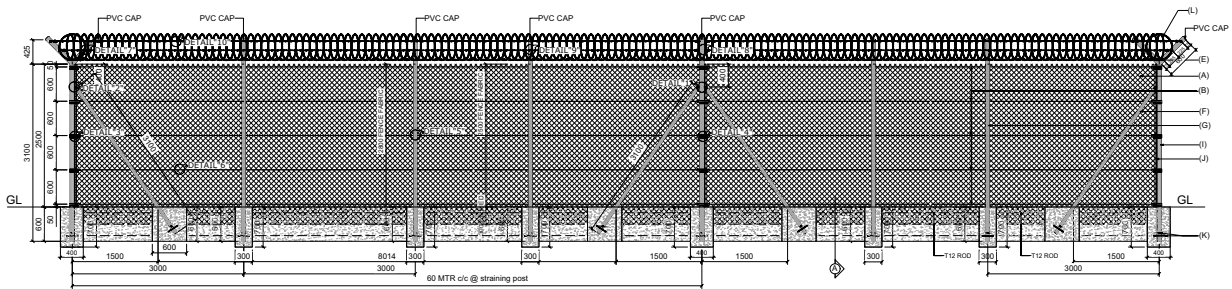
Chain Link Fence for Sports Court

* change in size / color available on client request

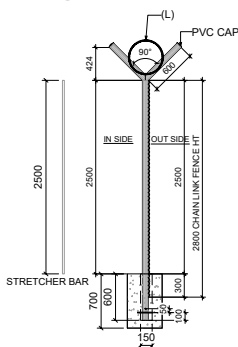
Chain Link Fence For Project: - (2 mtr height)

CHAINLINK FENCING 2.2/3.2mm fence color RAL 6005
Fence height 2.0mtr, MESH SIZE 50X50x3.2mm
LINE WIRE - 3.55/4.75mm Dia - 1 row every 500mm
STIRRUP WIRE - 2.50/3.55 mm DIA.
TIE WIRE- 1.40/2.00 mm DIA
INTERMEDIATE POST 60 mm OD (2mm THK) MS PIPE @ EVERY 3 MT C/C
STRAINING POST 76 mm OD (2mm THK) MS PIPE WITH 2 NOS. OF HORIZONTAL SUPPORT MADE OF 48 mm OD MS PIPE @ EVERY 30 MT C/C
CORNER POST 76 mm OD (2mm THK) MS PIPE @ EVERY CORNER
END POST 76mm OD (2mm THK) MS PIPE
Other standard accessories
All posts will be MS with NC paint Finish in RAL 6005 Green
Total Height from Ground: 2 Meter

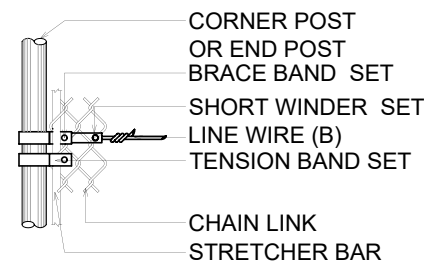
In a similar way, roads are mostly secured on both sides with a strained wire fence, called camel fence because especially in middle east, in the desert area, camels can stray in to the road and vehicles moving in high speed can hit them and make major accidents.



ELEVATION



SECTION



DETAILS

WE ARE POPULAR SUPPLIER FOR CHAIN LINK.

A number of high valued projects have been done in a proficient way in UAE with said fences.



TRUCK WASHER

At the truck wash, a bustling scene unfolds as trucks of all kinds line up for a thorough cleaning. With precision truck, the washer tackles with layers of dirt and grime, revealing the trucks' true shine. After meticulous attention to detail, the trucks emerge sparkling and refreshed, ready to hit the road with pride.

Features Description

High-pressure hoses
Powerful jets of water for thorough cleaning
Cleaning agents
Specialized solutions to break down tough grime Brushes
Used to scrub away dirt and debris from surfaces Chrome polish
Restores shine to chrome trim and accents
Tire scrubbers removes dirt and grime from tires
Window cleaner Ensures streak-free windows for optimal visibility

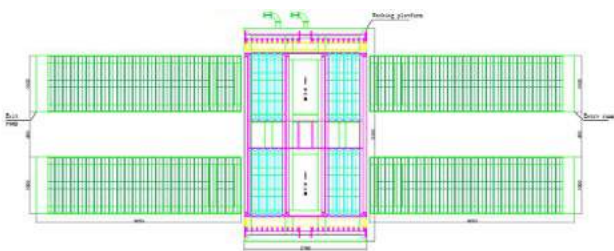


Each feature plays a crucial role in ensuring that the trucks leave the wash bay looking their best



Enhanced Appearance: Regularly washing trucks maintains their aesthetic appeal by removing dirt, grime, and road debris, resulting in a clean and professional appearance.

The truck wash is a specialized facility designed to clean and maintain commercial trucks and other large vehicles. Equipped with high-pressure hoses, cleaning agents, brushes, and other tools, the truck wash provides a thorough cleaning service to remove dirt, grime, and debris from the exterior of trucks.



SmartWash® Sprite

Efficiency: Removing dirt and grime from the truck's exterior can also improve aerodynamics, leading to better fuel efficiency and potentially saving on operational costs.


- High pressure "touchless" design to accommodate all types of vehicles
- Keypad control system and a data logger system with PC programming
- Manually operated de-mud/de-icing water cannons
- Three arch fixed wash system
- Automatic undercarriage wash
- Filtration and recycling system
- Programmable to adjust the amount of discharge to maintain water quality



MESHGUARD SYSTEM

Temporary Edge Protection systems are the first line of defence when working at height. Meshguard System utilises steel mesh barriers to protect the open edges on concrete, steel and timber structures. With its industry established connection detail, Meshguard delivers speedy assembly with economy and safety in mind.

The flexibility and user friendly features of Meshguard are fundamental to safe working at height. Components are robust and are painted or galvanised finish for a long life to be ready for exposure to extreme weather climates. The use of Systemised Temporary Edge Protection makes a significant contribution to the reduction of falls on site due to ease of use, increased safety and compliance to EN 13374..



Description	Meshguard 1325
Article No.	MG1325
Weight	9.50 kg
Length	1325 mm
Height	1150 mm
Finish	Galv. wire + Powder coat
EN Standard	EN 13374 Class A B

Description	Meshguard 2285
Article No.	MG2285
Weight	15.75 kg
Length	2285 mm
Height	1150 mm
Finish	Galv. wire + Powder coat
EN Standard	EN 13374 Class A B

Description	Meshguard 2585
Article No.	MG2585
Weight	17.75 kg
Length	2585 mm
Height	1150 mm
Finish	Galv. wire + Powder coat
EN Standard	EN 13374 Class A B

Description	Meshguard Extender	
Article No.	MGEX2585	MGEX2285
Weight	9.60 kg	7.50 kg
Length	2585 mm	2285 mm
Height	600 mm	600 mm
Finish	Galv. wire + Powder coat	
EN Standard	EN 13374 Class A B	



SECURITY FENCE

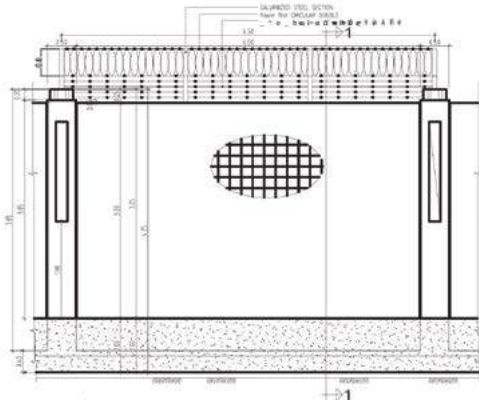
Barbed wire is a kind of modern security fencing material fabricated with high-tensile wire. Twisted barbed wire can be installed to achieve the result of frightening and stopping to the aggressive perimeter intruders, with piecing and cutting razor concertina coils mounted at the top of the wall, also the special designs make climbing and touching extremely difficult.



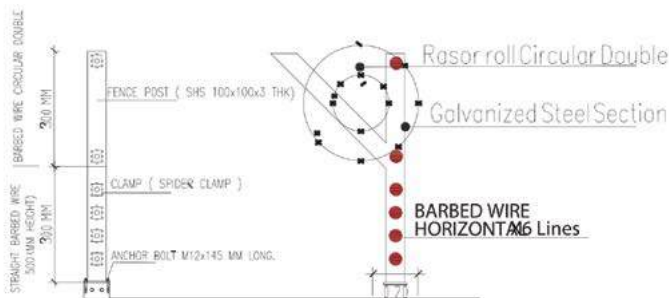
* change in size / color available on client request

SECURITY FENCE

Fabrication and supply of barbed wire concertina at the top of boundary wall
BARBED WIRE 1.80/2.60 mm DIA., 2 PLY, 4 POINTS, BARBS AT EVERY 100mm C/C - 6 ROWS
RAZOR CONCERTINA,(0.5 mm thk)
60x60x4 mm L ANGLE For support
Base plate (100x100x6 mm) to connect with boundary wall
Std fixing accessories
(460 mtr x 1 m ht) & (10 mtr x 2 m ht)
Total Height from Ground: 2 Meter



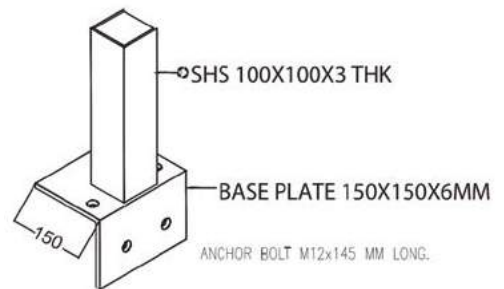
ELEVATION



SECTION

The wire and strip are galvanized to prevent corrosion.

IT IS USED AS A SECURITY BARRIER FOR NATIONAL DEFENSE, CONTROL RIOTS & PROTESTS AND THE COASTLINE OF DEFENSE FORCES OR IMPORTANT ENTRY AND EXITS.



DETAILS



PVC-ECO FENCE

PVC ECO Hoarding is eco-friendly hoarding system from Alton brand. The hoarding panels are manufactured in PVC and are fully recyclable after use, ensuring a sustainable solution for the environment.



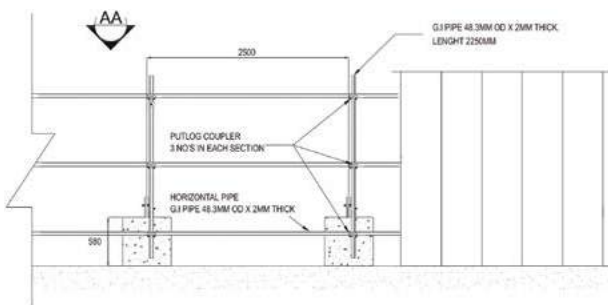
PVC ECO PANEL HOARDING FOR PROJECT - 2.4 M HT

Fabrication and supply of PVC Eco hoarding.
off white flat Panel hoarding
GI Pipe 48 OD x 2mm (T) -height 2.2 mtr., section in every 2.5mtr cc
Runner - 3 no's in each section
Sheet Size: 50cm x 2.4 H
Clips for fitting
Coupler - (as per required)

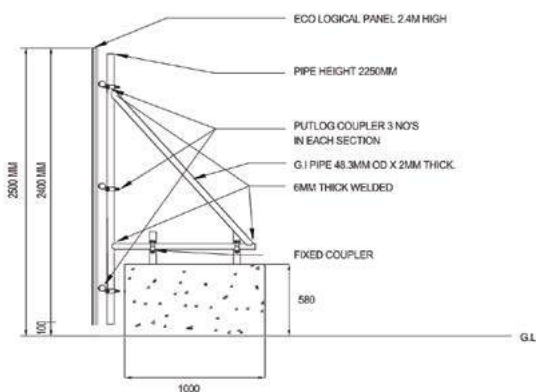
* change in size / color available on client request

The hoarding system has a smooth flat finish which is ready to accept vinyl graphics and is widely used for corporate branding projects. It has longer life compared other similar fences, so it becomes highly popular with its quality, durability, appearance and environmental benefits.

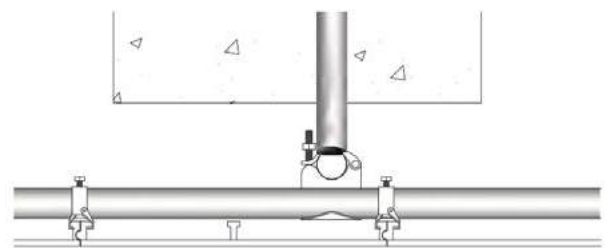
WE OFFER COMPLETE SERVICES, 0 TO 100% OF FABRICATION, SUPPLY AND INSTALLATION SERVICES FOR THIS FENCE.



ELEVATION



SECTION



CLAMP DWG

DETAILS



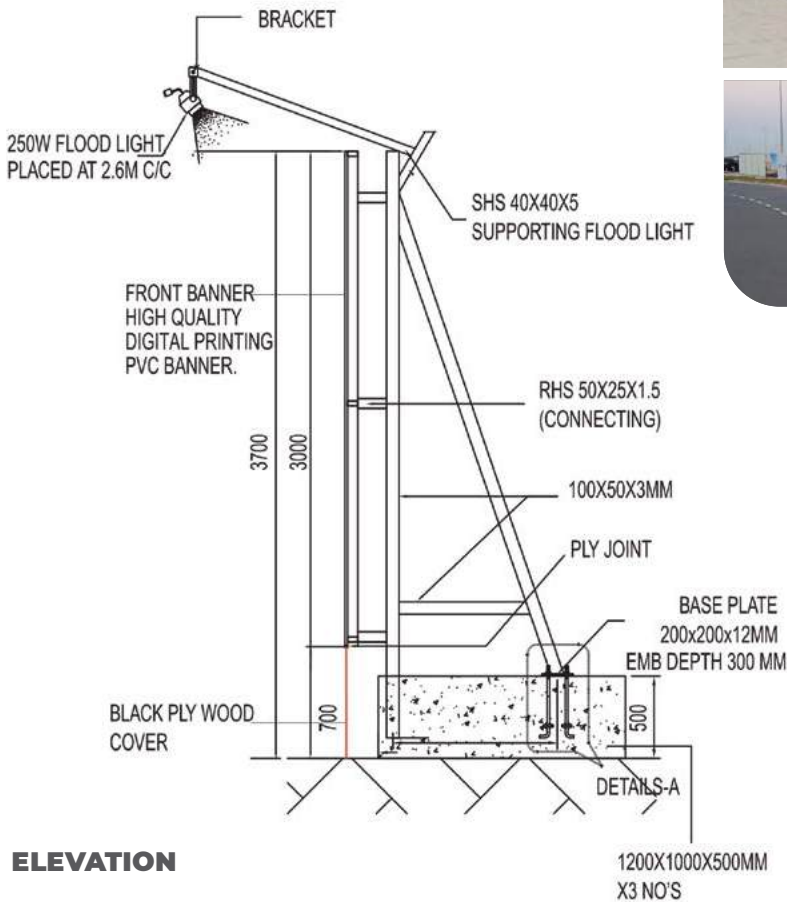
FENCE BRANDING

Supplying fence and branding on any existing or new fence is one of our special services. We have our in-house printing and installation facility and team to do branding on the fence.

BANNER

Printing of High Resolution PVC Banner with High Quality Ink Digital Print with Top and Bottom fixing by Rivet on existing Fence.

* change in size / color available on client request



Most of fence products can be supplied in your specific custom designs or graphics, defining your brand at your facility or location - utilizing existing fence or with new installation.

ELEVATION

ANTI-CLIMB FENCE / 358 ANTI-CLIMB

The anti-climb fence is a unique perimeter security welded mesh that maintains a guarded display of visual screening balancing the need to secure the boundary.

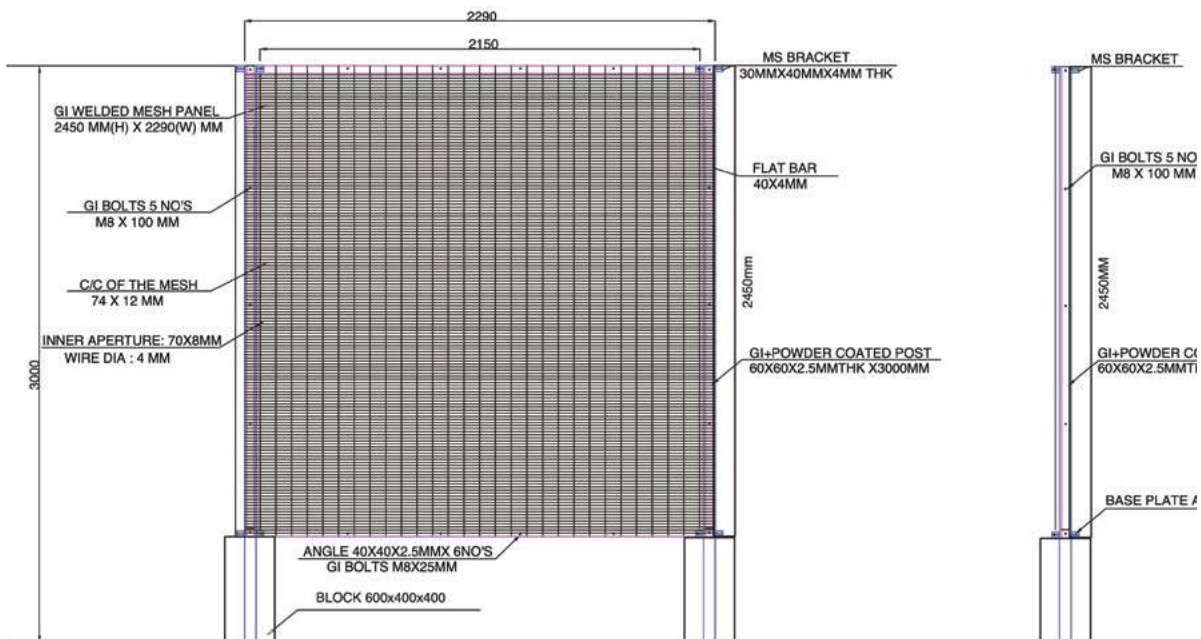


* change in size / color available on client request

Anti-Climb Fence

Fabrication and supply of Anti Climb Fence Mesh Include Foundation.	
Mesh size	76.2 × 12.7mm × 4.0mm Dia after powder coating Mesh.
Fence panel size	2150mm (w) × 2500mm (h) panel height.
Post	2500, 60 x 2.5mm (T)
Surface	Galvanized+ powder coating (RAL 6005 Green or RAL 9005 Black).
Foundation	60x40x40cm
	5 clips (Thickness 2.6mm)
	Bolts 8mm
	1 welded floor plate thickness 8.0mm

The distinguishing feature of anti-climb fence is the anti-climb and anti-cut welded wire mesh. This makes it very difficult to get a foothold on this fence and the cutting implements required to sever its welded heavy steel wire cannot fit into the minimal spaces of the mesh. As a result, it serves as a high security fence.





HERAS FENCE

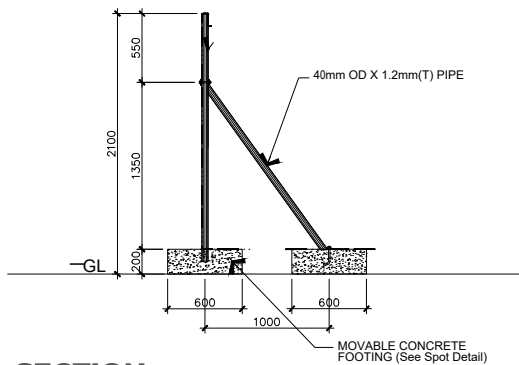
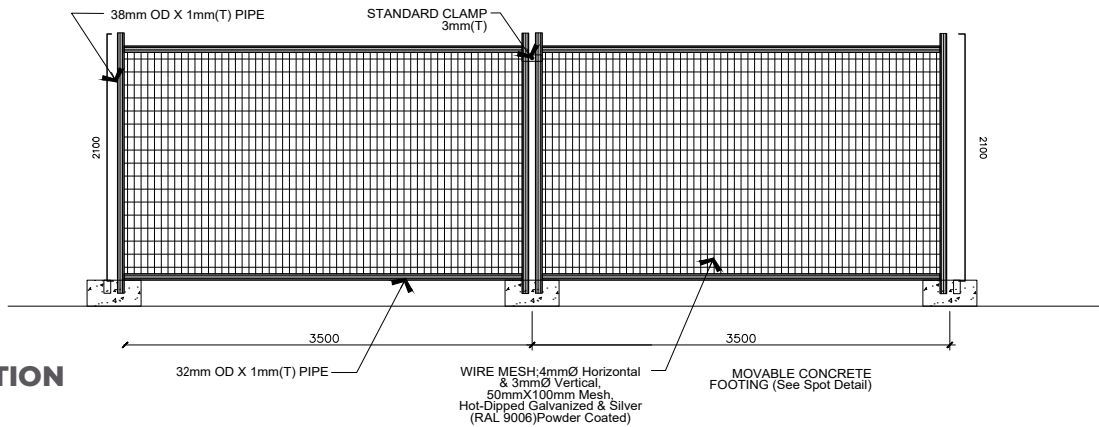
Heras is a type of temporary fencing that is lightweight quick & easy to install providing security and protection on building sites and at premises and events.



* change in size / color available on client request

Heras Fence for Project:

Fabrication & supply of Heras Fence	
Surface	Hot Dip Galvanized + Silver Color RAL 9006
Mesh opening	100 X 50mm
Wire Dia	Horizontal :4mm, Vertical: 3mm
Clamp Standard	3mm
Frame Pipe	Horizontal: 32X1.0mm(T) Vertical: 38X1.2mm(T)
Back support	2m x 40 OD x 1.2mm
Size	3500mm(W) X 2000mm(H)



It is a galvanized welded mesh fence made in standard sizes, mostly in square top designs. Heras offer a wide range of temporary fencing to suit all budgets and specifications and is most popular for crowd controlling in big events.

WE ARE ONE OF THE LARGEST SUPPLIERS FOR HERAS IN THE REGION FOR MANY YEARS.

CAMEL FENCE

Camel fence made with corrugated sheets is widely used for construction projects as site hoarding with or without branding. We fabricate and supply color powder coated GI corrugated sheet fences, pole support structure with standard / customized concrete base and all required accessories at desired project site. Our Steel hoarding is also available in many colors and thickness, as per project requirement.



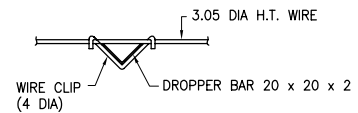
Camel Fence for Project:

Fabrication and Supply of 11 Rows - Camel Fence as per below specification - includes concrete foundation.

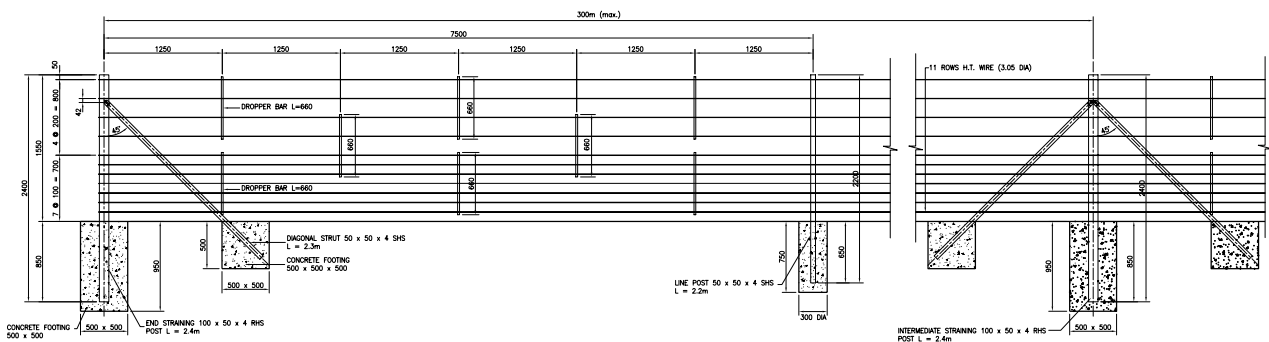
Height	2100mm, Span 7500mm, Rows - 11
Intermediate post	50x50x4x2400mm - 7.5mtr cc
Straining Post	50x100x4x2400mm x 300mtr cc, supported by Strut/Brace - 50x50x4mmx2700mm - 2 No's
Corner post	50x100x4x2400mm
End post	50x100x4x2400mm
Angle	50x50x5mm
Dropper Bar	20x20x2mm
High tensile wire	3.15mm 170g/m2
Concrete Foundation	300x300x900mm - every 7.5mm CC for Line post
Height above the ground	2.1 meter

All Posts Hot dip galvanized and Covered by Caps

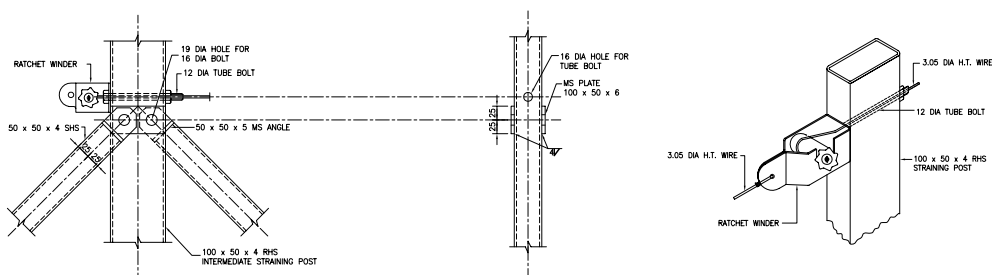
* change in size / color available on client request



TYP. SECTION



ELEVATION



PLAN



PALISADE FENCING

Palisade fencing is a great solution for areas requiring high security providing a boundary around your premises which is secure and clear to see. Being permanent and long-lasting, it is a very popular choice of security fencing among customers due to its strength and reliability.



* change in size / color available on client request



Fence Height	1,800mm	2,000mm	2,100mm	2,400mm	3,000mm
Pale Height	1,750mm	1,950mm	2,050mm	2,400mm	2,950mm
Bay Width	2,750mm (post centre to post centre)				
Material	Galvanised Steel				
Finish	Optional added PPC in Green and Black as standard, other colours available on request.				
Pale Types	Triple Pointed, Round & Notched, Single Point				
Post Types	Dig In, Bolt Down				
Compliant To	BS EN ISO 1461.2009				

PALISADE PALES



Fence Height	1,800mm	2,000mm	2,100mm	2,400mm	3,000mm
Pale Height	2.0kg	2.23kg	2.35kg	2.69kg	3.37kg
Material	Galvanised Steel				
Finish	Galvanised, optional added PPC in Green and Black as standard, other colours available on request.				
Pale Types	Triple Pointed, Round & Notched, Single Point				

PALISADE FENCING POSTS



Height	1,800mm	2,000mm	2,100mm	2,400mm	3,000mm
RSJ Dimensions	127mm x 45mm				
Material	Galvanised Steel				
Finish	Optional added PPC in Green and Black as standard, other colours available on request.				
Post Types	Dig In, Bolt Down				



GABION FENCE

Gabion fences are a simple, beautiful way to create a barrier, bench, or garden enclosure for your space. It is a wall made of rocks, stones, and other materials held together by a wire cage. Gabions are rectangular baskets fabricated from a hexagonal mesh of heavily galvanized steel wire. They can form flexible, permeable structures that work well in stabilizing shorelines against erosion.

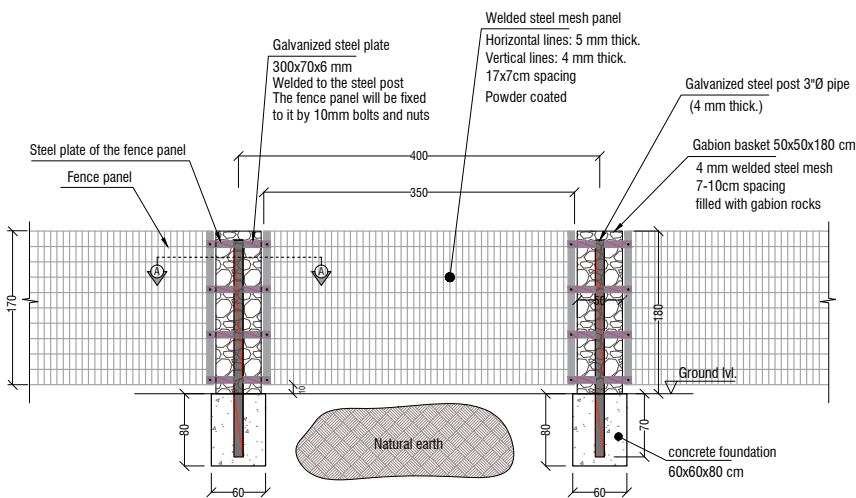
Welded Gabion Box: (1.2Mtr long)

Fabrication and supply of Welded Gabion Box as per the specification in drawing provided

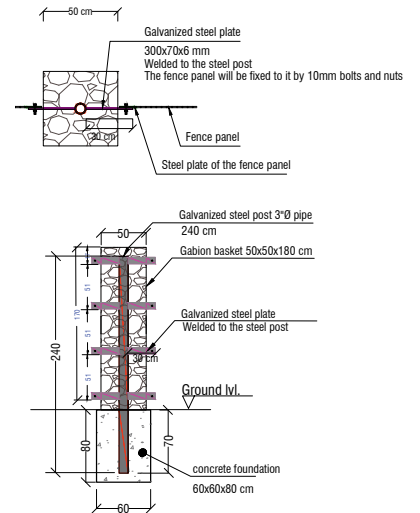
Welded Gabion Boxes Size	1220mm x 590mm x 570mm (L x W x H) mesh
Wire Dia	50*50mm x 5mm
Surface	Hot Dip Galvanized Finish
Clamps included	



* change in size / color available on client request



ELEVATION



TYP. SECTION



CAST ALUMINIUM FENCE

Aluminum fences are versatile, durable and cost-effective comparative to its wider benefits. They are a preferable choice for modular wall fencing as they can be built into different heights, specifications and topped with spikes to ensure proper security while still meeting the local code. Aluminum is not open to corrosion and it does not fade from sunlight, hence the fencing can withstand it all and offer you proper protection and privacy irrespective of the weather conditions.

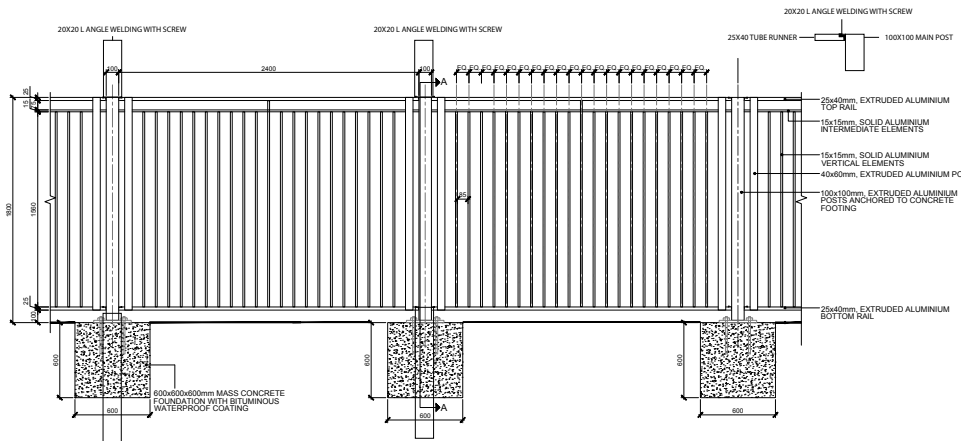
We can offer you numerous fence style options to fit your requirement. Custom fencing to match with your surroundings and budget.



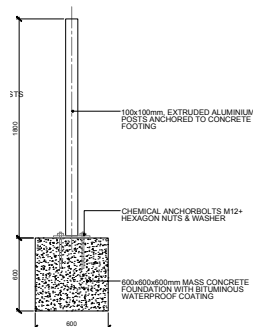
* change in size / color available on client request

Cast Aluminum Fence - 2.5m H

Fabrication of aluminum fence as per below mentioned specification	
Panel Size	2440mm (w) x 2500mm (h)
Main Post	100x100x3mm thick x 2500mm high Aluminum Tube in every 2.44 mtr cc
Vertical Tubes	50x20x2mm thick x 2500mm high Aluminum Tube x 16 nos. each panel
Horizontal Tube	100x50x2mm Aluminum tube x 2 rows Standard Accessories
Surface	Aluminum and Powder Coated Finish
Including Base plate and bolts for fixing	
Excluding Concrete Foundation	



ELEVATION



TYP. SECTION

METAL BARRIERS

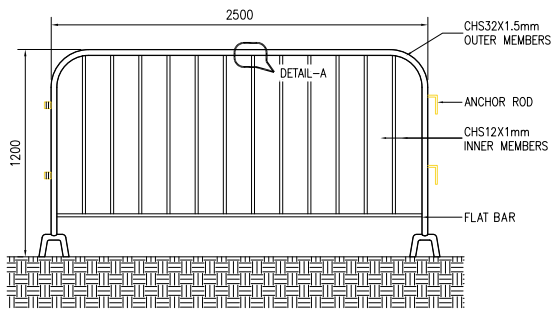
Metal barriers offer a high level of visibility and are ideal for providing safe traffic management, or for indicating hazardous areas when road maintenance is taking place. Designed for temporary use, metal barriers are extremely hard wearing and reusable. All metal barriers are easy to assemble and transport.



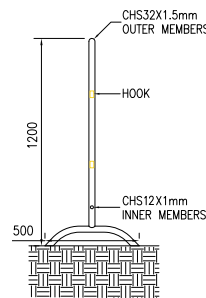
* change in size / color available on client request

Metal Crowded/ Police Barriers:

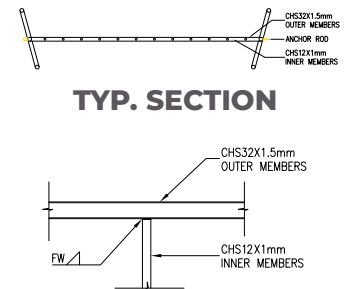
Fabrication & supply of Metal Barriers as per below details	
Size	2500mm(W) X 1200mm(H)
Frame	32X1.5mm(T)
Inner tube	16X1mm(T)
Tube pitch	150mm
Surface	Hot dipped galvanized
Barrier	Silver color Finish



ELEVATION



PLAN



DETAIL



ROAD BARRIERS

PVC Road Barrier	
Size	2000 mm (W) x 1000 mm (h)
included delivery to client store, Abu Dhabi	



PLASTIC BARRIERS

Plastic Barrier	
Size	2290 mm (1) x 175 mm (top) x 820 cm (h) x 40 mm bottom width



NOISE BARRIERS

Noise Barrier	
Size	H: 500mm / W: 2460mm / D: 80mm



CAR PARKING SHADE

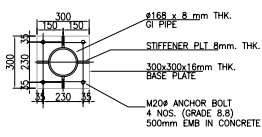
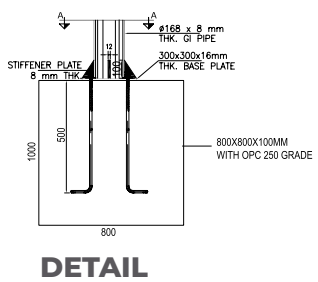
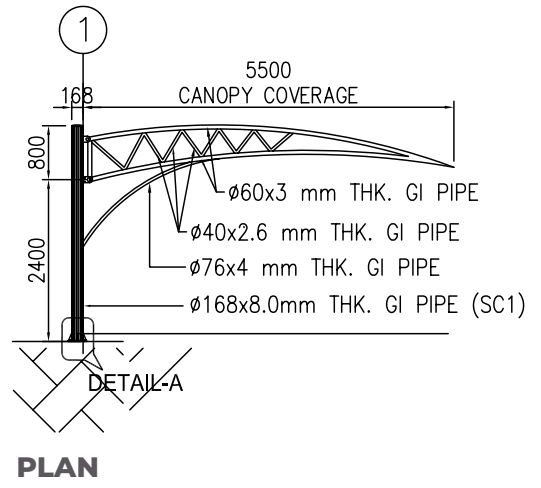
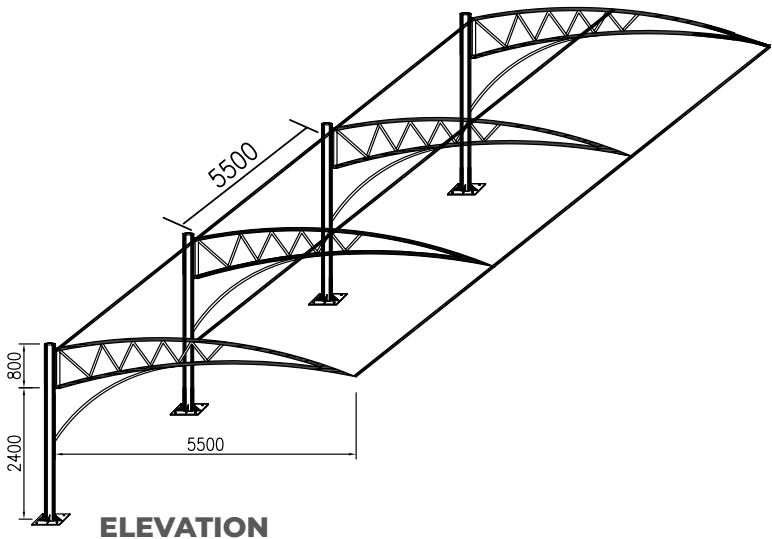
A car parking shade is a covered structure used to offer limited protection to vehicles, primarily cars, from the elements. The structure can either be free standing or attached to a wall. Unlike most structures, car parking shade does not have four walls. Car parking shade offers less protection than garages but allows for more ventilation. We have our own special fabrication team to make any kind of parking shade.



* change in size / color available on client request

Car Parking Shade

Fabrication and supply of car parking shade with steel structure and foundation.	
Pvc fabric	Color Beige
Size of shed	2.75 x 5.5mtr (for each car)
Height	2.40mtr from ground level
PVC fabric	steel section + epoxy coating + Foundation+ Base plate + Column + Arc members + Pipe + anchor bolts + excavation + back filling + Horizontal members
Fabric Warranty	05 years
Include Delivery	





FENCE ACCESSORIES

* change in size / color available on client request

GI/MS PIPES

Galvanization (or galvanizing as it is most commonly used in the industry) is the process of applying a protective zinc coating to steel or iron, to prevent rusting. The most common method is hot-dip galvanizing, in which parts are submerged in a bath of molten zinc. We have ready stock of different sizes and dimensions of hot dipped galvanized pipes with bs standard.

GI/MSPIPE

42 OD X 1.0 MM	48 OD X 3.0 MM
42 OD X 1.5 MM	48 OD X 2.0 MM
42 OD X 2.0 MM	48 OD X 2.5 MM
42 OD X 3.0 MM	48 OD X 3.0 MM

U CHANNELS



GI U-CHANNEL

- 40 X 40 X 40 X 1.0 X 2140 MM
- 40 X 40 X 40 X 1.2 X 2140 MM
- 40 X 40 X 40 X 1.5 X 2140 MM
- 40 X 40 X 40 X 2.0 X 2140 MM
- 40 X 40 X 40 X 2.5 X 2140 MM
- 40 X 50 X 40 X 1.2 X 2440 MM
- 40 X 50 X 40 X 1.5 X 2440 MM
- 40 X 50 X 40 X 2.0 X 2440 MM
- 40 X 50 X 40 X 3.0 X 2440 MM
- 100 X 50 X 40 X 2.5 X 160 MM

CLAMP/ COUPLERS



STANDARD CLAMPS



Material	Galvanised Steel
-----------------	------------------

PVC CLIP



Material	Galvanised Steel
-----------------	------------------

HAND CLAMP



Material	Galvanised Steel
-----------------	------------------

DOUBLE COUPLER



Material	Galvanised Steel
-----------------	------------------

RUBBER FEET




Height	122mm
Width	770mm
Depth	195mm
Material	Rubber

CONCRETE FEET



Height	140mm
Width	210mm
Depth	675mm
Material	Concrete

PLASTIC FEET



Height	122mm
Width	770mm
Depth	195mm
Material	Plastic
Colour	Red, Yellow

THERMOPLASTIC FEET



Height	122mm
Width	770mm
Depth	195mm
Material	Plastic

DOMINATOR CONES OR SAFETY CONES



Height	500mm	750mm	1000mm
Base Dimensions	260 x 260mm	430 x 430mm	580 x 580mm
Material	Plastic		
Weight	2.6kg	5kg	7.5kg
Cone Conformity	BS 873 Part 8: 1985		
Production Conformity	BS EN ISO 9001:2000		
Quality Testing Conformity	BS 873 Part 8: 1985		
Cone Sleeve Conformity	BS 873 Part 6: 1983, EN13422:2002 Class R1B		
Packs	200	150	100

STEEL GATES

We supply all kind of metal gates in standard or customized sizes, matching to your fence, project or site conditions. A variety of swing or sliding gates are available and our sliding gate hardware is designed specifically for vehicular traffic or pedestrian or garden gates.

A traditional sliding gate is a wheel-mounted gate that slides along a track. Generally, the gate is a single unit and it stows to one side of the driveway opening, along the fence line. Also, we can fabricate & supply electrically controlled automatic sliding gates.

STEEL GATE FOR PROJECT: - (6 M X 2 M)

Fabrication & supply of GI PANEL GATE includes PCC Blocks	
Size	6000 x 2000 mm (h) – Double Leaf gate.
Concrete	600x600x600 mm x 2 no's
Each leaf 3 m	
All fixing accessories including wheel	



* change in size / color available on client request

HOARDING VEHICLE GATE



Panel Height	2.0m	2.4m
Length	4.314m	
Weight	53.5kg	67kg
Material	Galvanised Steel	
Finish	Galvanised, or PPC in Black, Green	

HOARDING PEDESTRIAN INTERNAL ACCESS GATE




Panel Height	2,000mm	2,400mm
Length	2,100mm	
Weight	36kg	38kg
Material	Galvanised Steel	
Finish	Galvanised, Optional Green or black PPC	

HOARDING PEDESTRIAN STAND ALONE GATE



Panel Height	2,000mm	2,400mm
Length	1,200mm	
Weight	19kg	22kg
Material	Galvanised Steel	
Finish	Galvanised, or PPC in Black, Green	

SWING CAR PARK GATES

	Height	1.0m
	Style	Single, Double
	Width	2.0m, 3.0m, 4.0m, 5.0m, 6.0m
	Material	Galvanised Steel
	Post Type	Dig in, Bolt Down
	Finish	Galvanised, or PPC, Black, Green, Grey, Blue, Red, Yellow

LIGHTWEIGHT MANUAL SLIDING GATE

	Heights	1.8m, 2.0m, 2.1m, 2.4m
	Widths	2.5m to 10.0m
	Material	Steel
	Infills	Palisade, Mesh, Railings
	Finish	Galvanised, or PPC Black, Green, Red, Yellow

SLIDING RAIL GATE



		Width				Gate Post	Gate Frame	Gate Infill
		3000	4000	5000	6000			
Height	1000	60x60x2	60x60x2	60x60x2	60x60x2	60x80x2.5	Mesh size 50x200 mm	
	1200							
	1500							
	1700							
	2000							Wire thickness 6/5/6 mm

WELDED MESH GATE

	Heights	1.8m, 2.0m, 2.1m, 2.4m
	Widths	2.5m to 10.0m
	Material	Steel
	Infills	Palisade, Mesh, Railings
	Finish	Galvanised, or PPC Black, Green, Red, Yellow

WELDED MESH FENCE GATE FOR PROJECT (6 M X 2.4 M)

Fabrication & supply of WELDED MESH GATE includes PCC Blocks	
Size	6000 x 2400 mm (h) – Double Leaf gate.
Concrete	600x600x600 mm x 2 no's
Each leaf 3 m	
All fixing accessories including wheel	

PVC GATE

	Heights	1.8m, 2.0m, 2.1m, 2.4m
	Widths	2.5m to 10.0m
	Material	Steel
	Infills	Palisade, Mesh, Railings
	Finish	Galvanised, or PPC Black, Green, Red, Yellow

PVC GATE FOR PROJECT: (6 M X 2.4 M)

Fabrication & supply of PVC GATE includes PCC Blocks.	
Size	6000 x 2400 mm (h) – Double Leaf gate.
Concrete	600x600x600 mm x 2 no's
Each leaf 3 m	
All fixing accessories including wheel	



RCC / PCC BLOCKS

RCC / PCC blocks are the blocks made of concrete a mixture of powdered portland cement, water, sand, and gravel.

These are light gray blocks with a fine surface texture and high compressive strength.



* change in size / color available on client request

RCC / PCC BLOCKS


Foundation size	1000x600x600 mm, -
PCC Block	600x400x200mm (no hook)
Foundation	60x40x40cm
Foundation	300X300X600 MM
Foundation	600X200X200 MM
Include Delivery	



CONSTRUCTION SIGNAGE

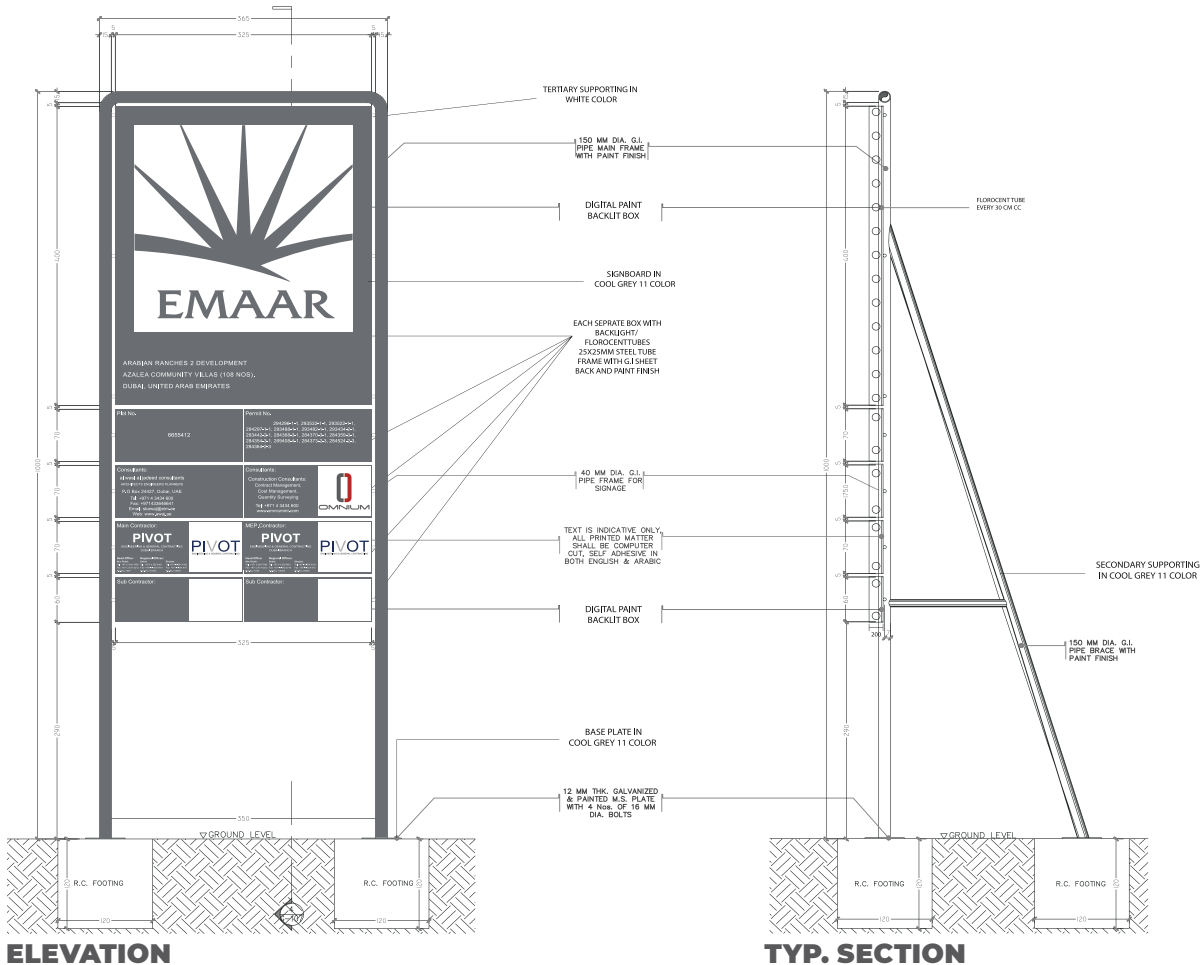
Project signages are made to provide information on new construction sites, renovations, or announcing any particular project. These signs are mainly used in municipal, government and private construction projects.

We manufacture site signages with shop drawing showing details of the project, main and sub contractors, consultants, selling agents, design team etc. These can be designed in-house or produced using artwork supplied by the client.



We are expert in supplying any kind of signage (Front light/back light or any design) and can offer full scope from design to installation including concrete foundation.

* change in size / color available on client request



TRAFFIC SIGN

Traffic signs or road signages are signs erected at the side or top of the roads to give instructions or information to road users. Our quality traffic signs are made with steel or gi powder coated poles & honeycomb vinyl reflective high quality 3m grade sticker & special aluminum clamp for fitting with standard rcc blocks foundations.

OUR PROFESSIONAL TEAM DO ALL KIND OF TRAFFIC SIGNAGE AS PER RTA & MUNICIPALITY APPROVED DIMENSIONS.



VEHICLE BRANDING

Wrap advertising or a vehicle wrap describes the marketing practice of completely or partially covering (wrapping) a vehicle in an advertisement or livery. The result of this process is essentially a mobile billboard. The vinyl sheets can later be removed with relative ease, drastically reducing the costs associated with changing advertisements. While vehicles with large, flat surfaces (such as buses and light - rail carriages) are often used, automobiles can also serve as hosts for wrap advertising, despite consisting of more curved surfaces. Wrap advertising is also used in the magazine and publishing industries.



OUR PROFESSIONAL TEAM IS EXPERT IN DOING VEHICLE BRANDING SINCE 1998.

PORTA CABIN

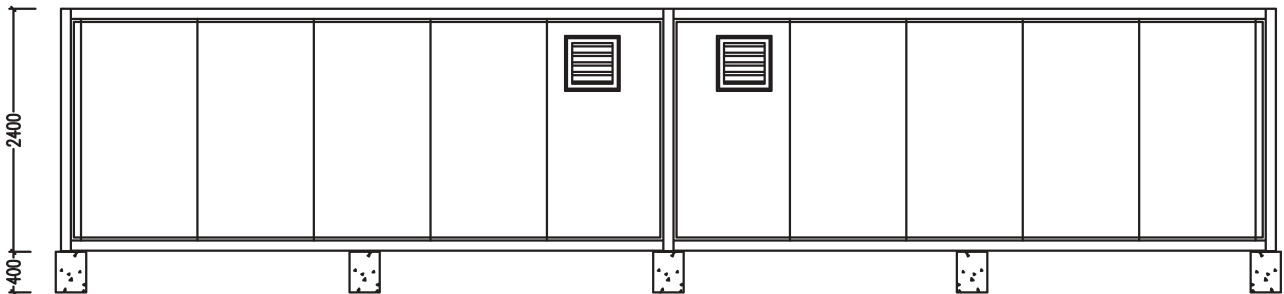
PORTACABIN stands among the pioneers in manufacturing of prefabricated buildings, site offices, plan offices, mess units, labor accommodations, ablution units, ware houses, manufacturing sheds, schools, villas, mosques and customized steel structure buildings using latest manufacturing technology/ mechanism with skilled workforce to cater your prefab building requisitions.

SECURITY CABIN

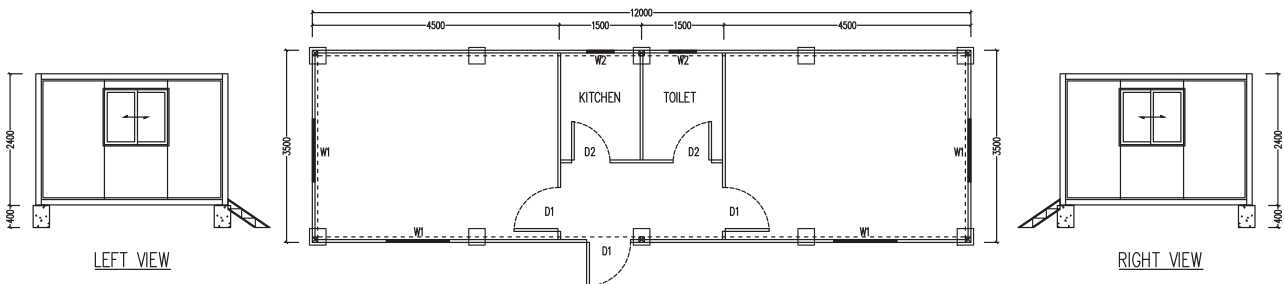
We are specialized in manufacturing of fire rated cabins approved by Dubai/ Abu Dhabi civil defense authority along with the containerized/ flat pack units to be used as per the requirements of the clients in construction, oil & gas, MeP, education, health & marine operations.



* change in size / color available on client request



BACK VIEW



FLOOR PLAN

PORTACABIN STORE / TEMP. TOILET

PORTACABIN stands among the pioneers in manufacturing of prefabricated building, site offices, plan offices, mess units, labor accommodations.

Portacabin Stores / Temporary Toilets are portable, self-contained sanitation facility used in temporary settings. Built into a modular unit, our portacabin toilets are designed to provide basic restroom functions including toilet seat and sink


**WE ARE SPECIALIZED IN
MANUFACTURING OF FIRE RATED CABINS
APPROVED BY DUBAI/ ABU DHABI CIVIL
DEFENSE AUTHORITY**

along with the containerized/ Flat Pack units to be used as per the requirement of the clients in construction, oil & gas, MeP, education, Health & Marine operations.















* change in size / color available on client request












































ALTON GROUP OF COMPANIES



OUR PRESTIGIOUS CLIENTS

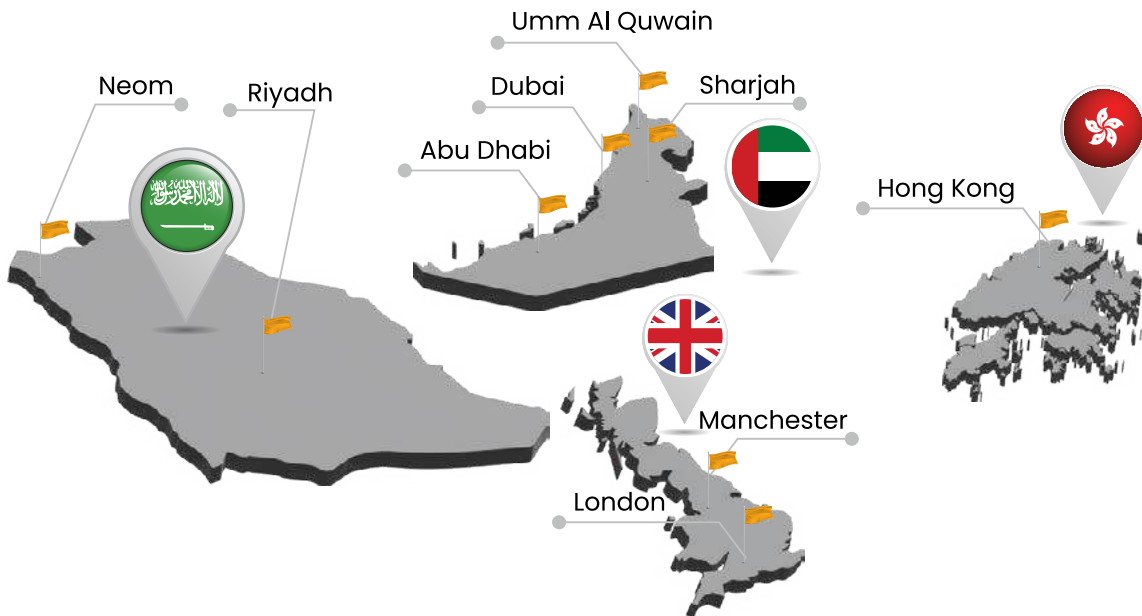
			
			
			
			
			
			
			
			
			
			
			

			
			Al Oroba Contracting Co. (L.L.C.)
			
			
			
			
			
			
			
			
			
			

ALTON[®]

SUSTAINABLE FENCING SOLUTIONS



HEAD OFFICE (DUBAI)

PTC Warehouse # 3, opposite of The Ministry of Labor (near Bin Shabib Mall), Al Qusais Industrial Area 1, Baghdad Street, P.O. Box: 86357, Dubai - UAE

Mob: +97155 2870414

Tel: 009714 258 5004

Fax: 009714 258 5007

Email: info1@altonfence.com
info2@altonfence.com

www.altonfence.com
www.altonfence.sa

GROUP OF COMPANIES

Alton Fencing And Steel Trading LLC - Dubai

Alton Advertising LLC - Dubai

Alton Fencing And Fixing LLC - AUH

Alton Steel IND. LLC - SHJ

Alton Block IND. LLC - SHJ

Alton Fencing And Steel Wires Manufacturing LLC - UAQ

Alton Fencing And Steel Trading LLC - UK

Alton Fencing And Steel Trading LLC - KSA

Alton Fencing And Steel Trading (HK) CO., Limited - China



altonfence



alton_group



altongroup_companies



altongroup

DUBAI | SHARJAH | ABU DHABI | UAQ | NEOM | RIYADH | MANCHESTER | LONDON | HONG KONG

WWW.ALTONFENCE.COM | WWW.ALTONFENCE.SA